

# WM16

**Gooseneck mount, for PD20xx PTZ dome series**

## DESCRIPTION

The WM16 is a gooseneck mount for the PD20xx PTZ dome series cameras.



**Mechanical**

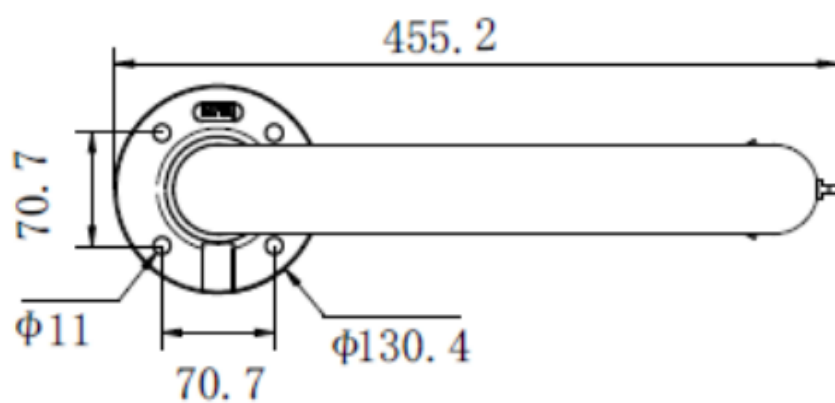

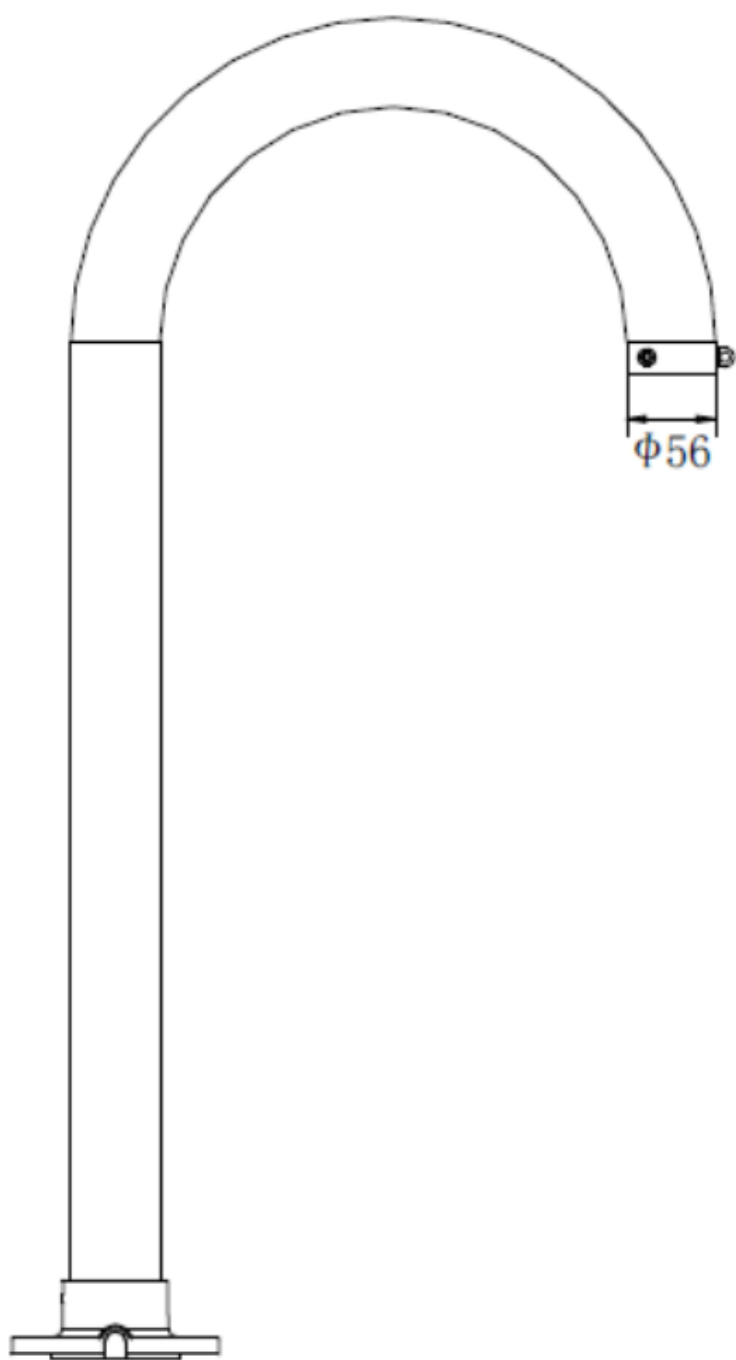
Material	Aluminium alloy & Steel
Color	RAL 9003 (signal white)
Dimensions (H x W x D)	455 mm 130 mm 842 mm (17.92" 5.13" 33.13")
Weight	6400 g (14.2 lb.)

**Ordering Information**

WM16	Gooseneck mount, for PD20xx PTZ dome series
------	---







Unit: mm

## RELATED



**TKH Security WM12**  
Wall mount, for PD20xx PTZ dome series



**TKH Security WM12B**  
Wall mount with junction box, for PD20xx PTZ dome series



**TKH Security PM07**  
Pole mount, for PD20xx PTZ dome series



**TKH Security PM07B**  
Pole mount with junction box, for PD20xx PTZ dome series



**TKH Security WM17**  
Corner mount, for PD20xx PTZ dome series



**TKH Security WM17B**  
Corner mount with junction box, for PD20xx PTZ dome series



**TKH Security CM11**  
Ceiling mount, for PD20xx-series PTZ cameras



**TKH Security CM15**  
Ceiling mount, for PD20xx-series PTZ cameras, 25cm