

WP10

10l washer tank, pump 10m, float switch, 316L frame

DESCRIPTION

The WP10 is a washer tank for the UP series (Upright PTZ cameras), the HSG04 housing, and the safe-area SA-FIXW and SA-PTZ cameras. The WP10 has a capacity of 10 liters. The washer tank is equipped with an IP66-rated junction box that contains the power supply for the self-priming submersible pump located inside the tank. The float switch protects the submersible pump from dry-run.

FEATURES

10 liter washer-tank

10 meter delivery height

Input power ranging from 24Vac,
24Vdc, 100Vac to 240Vac

IP66 integrated junctionbox

Dry-run protection

Includes 10 m anti-algae hose

Suited for all cameras with wiper

Optional Stainless Steel cabinet



Power source choices

The WP10 washer pump can be powered with 24 Vac, 24 Vdc and 100 to 240 Vac. The pump control is operated by an input contact from the UP series PTZ and the HSG04 or by a 24Vac control signal from the SA-FIXW or SA-PTZ cameras.

(c) 20241128

WP10

| | |
|-----------------|--|
| Construction | 316L stainless steel frame/cabinet |
| Tank material | HDPE HMW PolyEthylene (resistant to chemicals) |
| Hose material | EPDM rubber |
| Hose length | 10m |
| Delivery height | 10m max. |
| Cable entry | cable gland, 5.5 to 8 mm cable diameter |
| Weight | 4.2 kg (4.9 kg packaged) |
| | Optional cabinet 14.2 kg (16.2 packaged) |

Power

| | |
|-------------------|---------------------------------------|
| Power voltages | 24 Vac, 24 Vdc, 100 ~ 240 Vac 50/60Hz |
| Power consumption | 60 W |

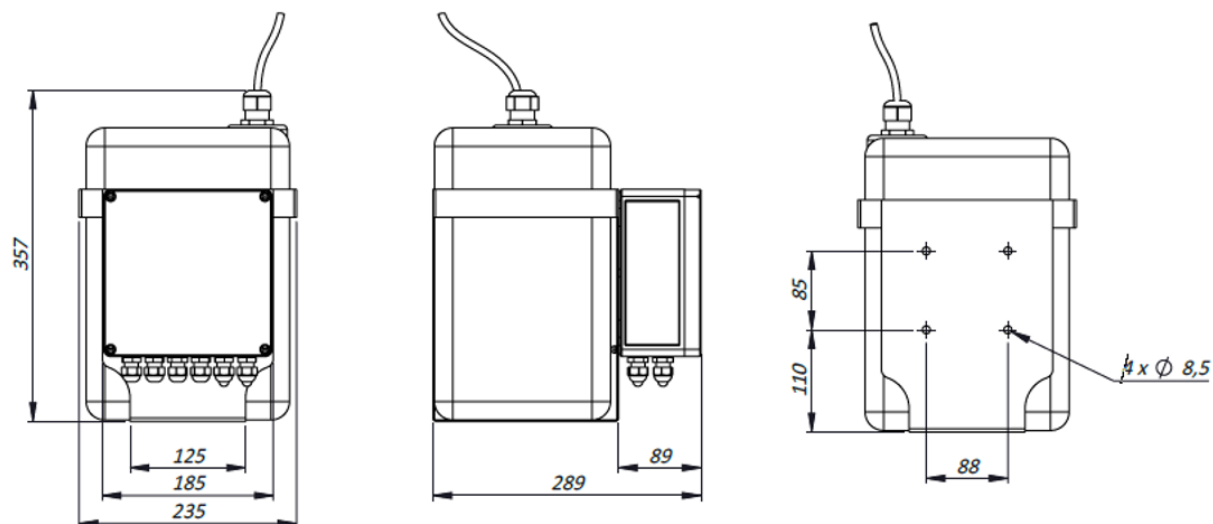
Environmental

| | |
|-----------------------|----------------------------|
| Ingress protection | IP66 |
| Operating temperature | -20° +60° C (-4° +140° F). |

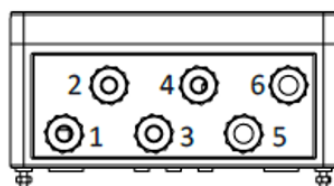
Ordering information

| | |
|--------------|---|
| WP10 | 10l washer tank, pump 10m, float switch, 316L frame |
| Optional | |
| WP10-cabinet | 10l washer tank, pump 10m, float switch, 316L cabinet |

WP10 dimensions in mm

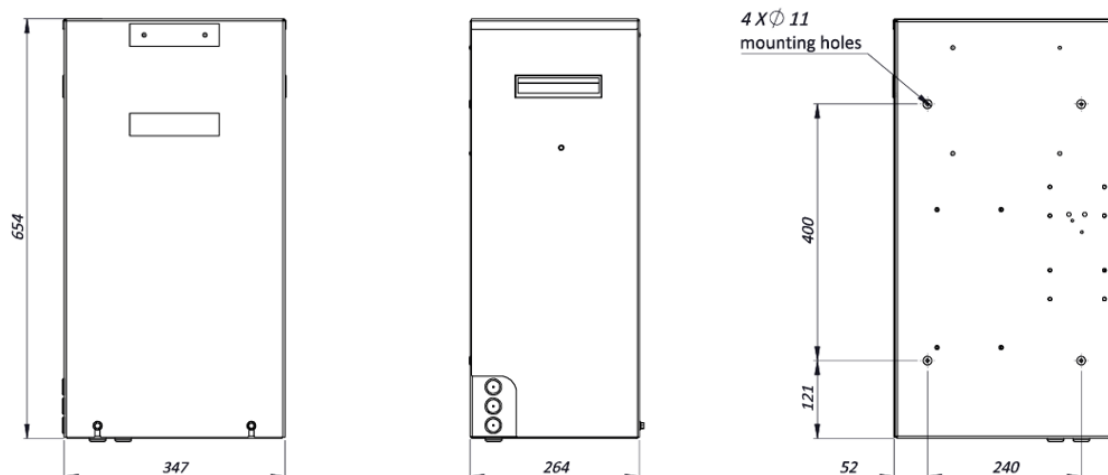


Cable gland positions



| | |
|---|------------------------|
| 1 | Input voltage |
| 2 | Enable |
| 3 | Float switch |
| 4 | Pump |
| 5 | Cable gland with balnk |
| 6 | Alarm |

WP10-cabinet dimensions



WP-10 CABINET OPTION



RELATED



Siqura UP33
Upright PTZ 33x zoom



Siqura UP36
Upright PTZ 36x zoom



TKH Security HSG04
Outdoor Wiper housing for a fixed box camera



Siqura SA-FIX W (EoL)
316L all weather fixed IP camera with wiper



Siqura SA-PTZ (EoL)
Safe Area PTZ Camera 316L